


# GRID NEWS

LATEST DEVELOPMENTS ON CHICAGO METALLIC™ GRIDS / SEPTEMBER 2017

## IMPROVING OUR POPULAR CHICAGO METALLIC™ T24 AND T15 GRID



*We have improved the popular Chicago Metallic T24 and T15 grid range to accommodate market demands and make installation easier. Furthermore we have developed a new and smarter packaging that enhances the usability and functionality of the boxes.*

**TURN TO PAGE 02**

**LIGHT FRAME PAIRS  
SERVICE INTEGRATION  
WITH BEAUTIFUL DESIGN**

Made exclusively for our Rockfon® System T24 X™, the easy to mount light frame allows for the easy installation of both a light frame and other important service integration.

**PAGE 05**

**SECURING THE  
CEILING DESIGN**

A perfect solution that is easy to mount, our new Wall Spring FIXT guarantees that your tile is kept in its desired position.

**PAGE 06**

**OUR HOLD DOWN  
CLIPS SECURE YOUR  
MODULAR CEILINGS**

We have developed three special hold down clips to beat four important challenges faced when using modular ceilings.

**PAGE 07**

**TIME SAVING  
AND HASSLE FREE  
CORNER CAPS**

Our new corner caps are the perfect solution ensuring that you are able to achieve a beautiful profile finish without the irritation of mitres and ceiling profile joints.

**PAGE 07**



# IMPROVED AND FUNCTIONAL PACKAGING

Several improvements have been made to the packaging of our Chicago Metallic T24 and T15 grids, making life easier for installers and distributors.

## EASY TO SPOT

The new packaging benefits from a visual make-over. It is now supplied with clear Rockfon branding, making the boxes easily identifiable in both the warehouse and on site.

## EASY TO CARRY AND OPEN

By adjusting the content of the box, they now weigh less than 20 kg and can

therefore be carried by only one person, saving time on site. We have added a unique two-sided tear strip to the box, making it easy to open without the use of a knife or tool that could damage the grid. The tear strip also allows you to easily access the profiles, which can be done with the boxes standing vertically or horizontally.

## EXTRA PROTECTION AND OPTIMISED CONTENT

The extra “end protection” built into the box, safeguards the profiles from risk of impact during transportation and storage. It can be easily resealed allowing you to safely store any unused profiles for your next project. To avoid waste and facilitate purchasing, the new

Chicago Metallic packaging has been perfectly aligned by quantities. For every one box of main runners, you will need two boxes of cross tees.

## PLEASE NOTE

Old and new main runners are not compatible. The current main runners will only be available until end of Dec 2017.



1) Locate the unique two-sided tear strip.




2) The box opens easily without the need for tools.



3) The boxes are strong and stable.

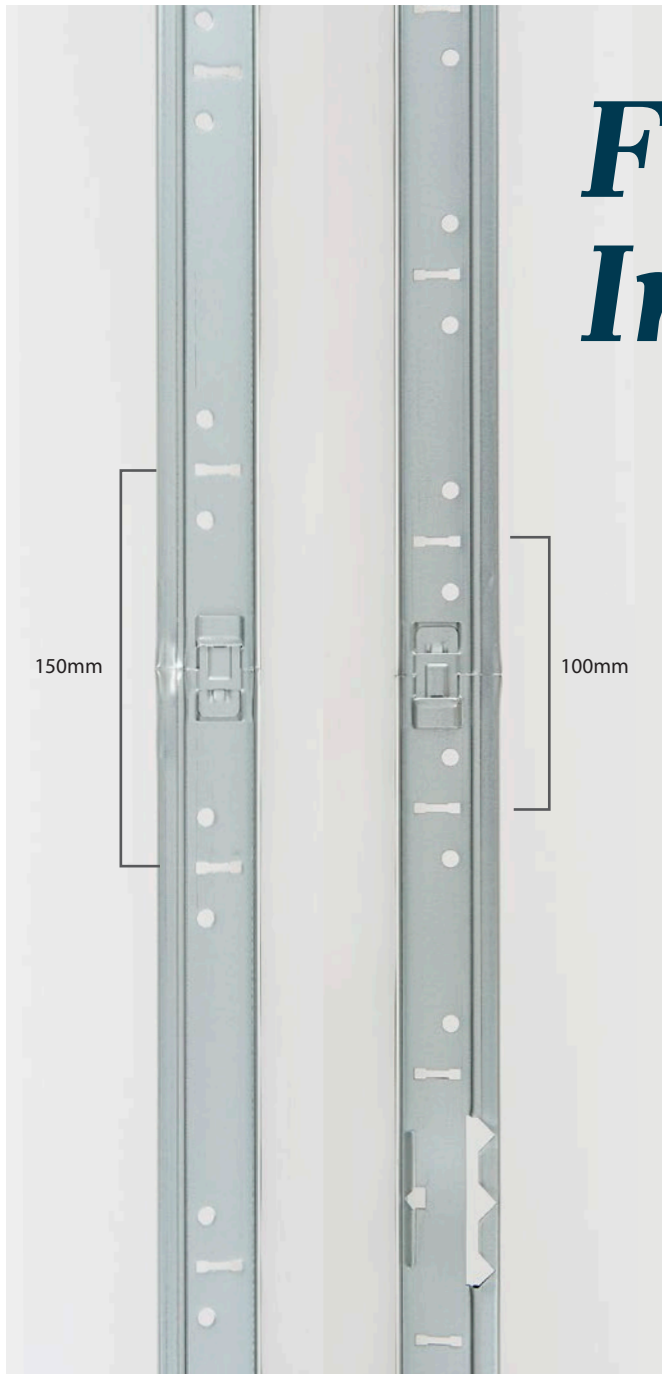


4) The packaging can be resealed and excess grids stored.



Story continued on the next page →

# Flexible Grid Installation



Looking to bring flexibility without sacrificing functionality, we have adjusted the slot distance on the Chicago Metallic T24 and T15 grid from 150mm to 100mm, giving six slots on every main runner per 600mm module, instead of only four. The change to the layout delivers increased flexibility when installing around ceiling service integrations, as the need for extra accessories to secure the ceiling is reduced. The decrease in slot distance saves installation time and reduces the need for on-site ad hoc solutions around service installations.

*“The change to the layout delivers increased flexibility when installing around ceiling service integrations, as the need for extra accessories to secure the ceiling is reduced.”*

#### PLEASE NOTE

Old and new main runners are not compatible. The current main runners will only be available until end of Dec 2017.

## PERFORMANCE



**Reaction to fire**  
A1



**Corrosion Resistance**  
B



**Environment**  
Fully recyclable

## IMPROVEMENTS AT A GLANCE

- Increased ceiling lay-out & service integration possibilities thanks to the new slot distance of 100mm instead of 150mm.
- The new tear strip allows for easy access to unload the profiles.
- Ergonomic lightweight boxes suitable for one person to carry.
- Extra end protection safeguards profiles from risk of impact during transportation and storage.



# LIGHT FRAME

## PAIRS SERVICE INTEGRATION WITH BEAUTIFUL DESIGN

*Finding the perfect solution that enables service integrations without altering the visual design of your ceiling is finally here.*

### PERFECTLY CONCEALED DESIGN

Made exclusively for our Rockfon System T24 X, the easy to mount light frame for our X-edge concealed ceiling tile securely fits into the grid, providing an aesthetic and practical

finish. It allows for the easy installation of both a light frame and other important service integration without compromising the visual finish of the total ceiling, leaving no gaps between the light frame and the X-edge tile.

### COMPATIBLE AND FUNCTIONAL DESIGN

The light frame for our X-edge ceiling is available in 600 x 600mm size and can be installed either before or after the light and ventilation installation. The light frame is compatible

with a variety of light solutions from many manufacturers.



Aesthetic design solution for standard light fixtures and ventilation services



Smooth transition between the service integration and X-edge ceiling tiles.




It can be used with a wide variety of standard light solutions.



# SECURING THE CEILING DESIGN

*A perfect solution to secure the perimeter tiles, our new Wall Spring FIXT is designed to be used with both our L and W profiles. While it can be used for all edge types, the best results are achieved when used with semi-concealed or concealed edges because the grid is recessed in the tile.*



## HOLDING WELL UNDER PRESSURE

Our Wall Spring FIXT is specifically designed and built for optimal strength. Easy to mount, the Wall Spring FIXT is securely held in place and safeguards the tile by evenly applying pressure from the side of the

wall profile. This guarantees that the tile is kept in position, leaving no gaps between the perimeter tiles and the suspension system. This ensures that the tiles around the perimeter profile appear as they were designed to.

## FUNCTIONAL DESIGN

Due to the design of the Wall Spring FIXT, it can be either installed during the installation or afterwards and can be safely removed and re-installed when access to the plenum or service integration is required.

## PERFORMANCE



**Reaction to fire**  
A1



**Corrosion Resistance**  
B



**Environment**  
Fully recyclable

## FACTS

Easy to install, the Wall Spring FIXT can either be installed during the installation process or after.

Built to accommodate multiple edge types, it enhances the ceiling design.

The Wall Spring FIXT applies uniform pressure to the perimeter tile, keeping it in place.






HDC1



HDC2



HDC3

## OUR HOLD DOWN CLIPS SECURE YOUR MODULAR CEILINGS

We have created three special hold down clips to avoid concerns of ceiling tiles becoming misplaced due to uplift, cleaning, impact or sloped installations.

Each hold down clip is specifically designed with a large point of contact to ensure that even pressure is kept on the ceiling tile without damaging it. The hold down clips perfectly fit with our grid system and

they accommodate several types of tile thicknesses and edges, making it easy for you to find the hold down clip that is right for you.

### FACTS

- Can be used in harsh indoor environments such as swimming pools, kitchens and sanitary areas
- Plastic clips providing enhanced corrosion resistance
- Easy to mount and demount.

## TIME SAVING AND HASSLE FREE CORNER CAPS

*Corner finishes can be a challenge. Our new corner caps for our W profile (shadow moulding wall angle) save you time and create a perfect finish for your suspended ceiling.*

### A LEADING PROFILE


When lining up the perimeter profile, you can sometimes still find a small gap between the mitred joints, even when they are perfectly cut at a 45° angle. With the new corner caps you can aesthetically finish corners using the W8x12 and W10x15 profiles without the need for cutting the profiles.

### PERFECTLY FLUSH

The 15mm wide flat corner cap can be used for both sides of our W profiles. The W

profile accommodates up to five different edge types, all indicated by printed labels on the inside of the profile. The stepped corner caps can be used for the W8x12 W profile in combination with our E-edge tile (E15 or E24) with 8mm step recess.

Due to the W profiles sturdy construction, the stepped corner caps ensure that the finishing of the W profile is elegant and smooth, even when cut straight with a knife.



Rockfon® is a registered trademark  
of the ROCKWOOL Group.

All colour codes mentioned are based on the NCS - Natural Colour System<sup>®</sup> property of and used on license from NCS Colour AB, Stockholm 2012 or the RAL colour standard. Subject to alterations in range and product technology without prior notice. Rockfon accepts no responsibility for printing errors.



**Rockfon**  
ROCKWOOL Limited T/A Rockfon  
14th Floor, Chiswick Tower, 389 Chiswick High Road,  
London W4 4AL  
Tel: +44 (0) 208 222 7457  
Fax: +44 (0)20 8222 7458  
[www.rockfon.co.uk](http://www.rockfon.co.uk)